

ELMIRA HEIGHTS CSD


January 31, 2023

	GENERAL CHECKING CHASE	GENERAL PREMIER CHASE	GENERAL MIMA CCTC	GENERAL TAX CCTC	GENERAL ICS CCTC	GENERAL FUND SUMMARY
BALANCE PRIOR MONTH	\$1,108,653.31	\$1,642,171.67	\$5,993,683.26	\$100.00	\$2,594,401.30	\$11,339,009.54
CURRENT MONTH RECEIPTS	\$1,119,307.93	\$1,420,555.67	\$974.35	\$0.00	\$220.30	\$2,541,058.25
TOTAL	\$2,227,961.24	\$3,062,727.34	\$5,994,657.61	\$100.00	\$2,594,621.60	\$13,880,067.79
DISBURSEMENTS CURRENT MONTH	-\$1,015,257.45	-\$706,546.06	-\$1,167,997.48	\$0.00	\$0.00	-\$2,889,800.99
BALANCE PER BOOKS	<u>\$1,212,703.79</u>	<u>\$2,356,181.28</u>	<u>\$4,826,660.13</u>	<u>\$100.00</u>	<u>\$2,594,621.60</u>	<u>\$10,990,266.80</u>
BALANCE PER BANK STATEMENT	\$1,249,303.60	\$2,359,437.52	\$4,826,660.13	\$100.00	\$2,594,621.60	\$11,030,122.85
LESS OUTSTANDING CHECKS	-\$36,599.81	\$0.00	\$0.00	\$0.00	\$0.00	-\$36,599.81
DEPOSITS IN TRANSIT	\$0.00	\$0.00	\$0.00	\$0.00	\$0.00	\$0.00
RECONCILING ITEMS	\$0.00	-\$3,256.24	\$0.00	\$0.00	\$0.00	-\$3,256.24
BALANCE IN BANK	<u>\$1,212,703.79</u>	<u>\$2,356,181.28</u>	<u>\$4,826,660.13</u>	<u>\$100.00</u>	<u>\$2,594,621.60</u>	<u>\$10,990,266.80</u>


	SCHOOL LUNCH PAYSCHOOLS CHASE	SCHOOL LUNCH CHECKING CCTC	SCHOOL LUNCH FUND SUMMARY	FEDERAL CHECKING CCTC
BALANCE PRIOR MONTH	\$85,774.74	\$490,625.94	\$576,400.68	\$75,018.13
CURRENT MONTH RECEIPTS	\$1,936.50	\$21,505.69	\$23,442.19	\$165,004.96
TOTAL	\$87,711.24	\$512,131.63	\$599,842.87	\$240,023.09
DISBURSEMENTS CURRENT MONTH	-\$75.45	-\$46,688.68	-\$46,764.13	-\$104,802.58
BALANCE PER BOOKS	<u>\$87,635.79</u>	<u>\$465,442.95</u>	<u>\$553,078.74</u>	<u>\$135,220.51</u>
BALANCE PER BANK STATEMENT	\$87,555.06	\$465,221.40	\$552,776.46	\$139,795.51
LESS OUTSTANDING CHECKS	\$0.00	\$0.00	\$0.00	-\$4,575.00
DEPOSITS IN TRANSIT	\$80.73	\$221.55	\$302.28	\$0.00
RECONCILING ITEMS	\$0.00	\$0.00	\$0.00	\$0.00
BALANCE IN BANK	<u>\$87,635.79</u>	<u>\$465,442.95</u>	<u>\$553,078.74</u>	<u>\$135,220.51</u>

	CAPITAL CHECKING	CAPITAL PREMIER	CAPITAL FUND	SCHOLARSHIP	SCHOLARSHIP	SCHOLARSHIP
	<u>CHASE</u>	<u>CHASE</u>	<u>SUMMARY</u>	<u>CHASE</u>	<u>CCIC</u>	<u>SUMMARY</u>
BALANCE PRIOR MONTH	\$0.00	\$1,057,675.54	\$1,057,675.54	\$3,184.23	\$1,429.36	\$4,613.59
CURRENT MONTH RECEIPTS	\$78,679.44	\$0.00	\$78,679.44	\$0.00	\$1.60	\$1.60
TOTAL	\$78,679.44	\$1,057,675.54	\$1,136,354.98	\$3,184.23	\$1,430.96	\$4,615.19
DISBURSEMENTS CURRENT MONTH	-\$78,679.44	-\$78,679.44	-\$157,358.88	\$0.00	\$0.00	\$0.00
BALANCE PER BOOKS	<u>\$0.00</u>	<u>\$978,996.10</u>	<u>\$978,996.10</u>	<u>\$3,184.23</u>	<u>\$1,430.96</u>	<u>\$4,615.19</u>
BALANCE PER BANK STATEMENT	\$0.00	\$978,996.10	\$978,996.10	\$3,184.23	\$1,430.96	\$4,615.19
LESS OUTSTANDING CHECKS	\$0.00	\$0.00	\$0.00	\$0.00	\$0.00	\$0.00
DEPOSITS IN TRANSIT	\$0.00	\$0.00	\$0.00	\$0.00	\$0.00	\$0.00
RECONCILING ITEMS	\$0.00	\$0.00	\$0.00	\$0.00	\$0.00	\$0.00
BALANCE IN BANK	<u>\$0.00</u>	<u>\$978,996.10</u>	<u>\$978,996.10</u>	<u>\$3,184.23</u>	<u>\$1,430.96</u>	<u>\$4,615.19</u>

	TRUST & AGENCY	PAYROLL	SIEBA	TRUST & AGENCY	DEBT SERVICE
	<u>CHASE</u>	<u>CHASE</u>	<u>BANCORP</u>	<u>SUMMARY</u>	<u>CHASE</u>
BALANCE PRIOR MONTH	\$122,250.01	\$0.00	\$3,932.30	\$126,182.31	\$828,318.88
CURRENT MONTH RECEIPTS	\$822,252.55	\$525,183.96	\$6,029.41	\$1,353,465.92	\$0.00
TOTAL	\$944,502.56	\$525,183.96	\$9,961.71	\$1,479,648.23	\$828,318.88
DISBURSEMENTS CURRENT MONTH	-\$838,430.55	-\$525,183.96	-\$6,029.41	-\$1,369,643.92	\$0.00
BALANCE PER BOOKS	<u>\$106,072.01</u>	<u>\$0.00</u>	<u>\$3,932.30</u>	<u>\$110,004.31</u>	<u>\$828,318.88</u>
BALANCE PER BANK STATEMENT	\$103,766.51	\$0.00	\$3,837.31	\$107,603.82	\$828,318.88
LESS OUTSTANDING CHECKS	-\$3,072.15	\$0.00	\$0.00	-\$3,072.15	\$0.00
DEPOSITS IN TRANSIT	\$3,256.24	\$0.00	\$0.00	\$3,256.24	\$0.00
RECONCILING ITEMS	\$2,121.41	\$0.00	\$94.99	\$2,216.40	\$0.00
BALANCE IN BANK	<u>\$106,072.01</u>	<u>\$0.00</u>	<u>\$3,932.30</u>	<u>\$110,004.31</u>	<u>\$828,318.88</u>



 TREASURER 2.14.23





 CBO MANAGEMENT 2.15.23

**ELMIRA HEIGHTS SCHOOL DISTRICT
CLAIMS AUDITOR REPORT
FOR THE MONTH OF JANUARY 2023**

FUND	CHECK DATE	CHECK NUMBERS	VOIDED CHECKS	TOTAL
GENERAL FUND	1/5/2023	28134-28145		\$ 6,404.12
	1/12/2023	28146-28168		\$ 13,722.70
	1/19/2023	28169-28183		\$ 24,325.25
	1/26/2023	28184-28194		\$ 970,638.46
SCHOOL LUNCH	1/12/2023	292-304		\$ 22,561.81
	1/26/2023	305		\$ 7,990.00
SPECIAL AID	1/5/2023	4165		\$ 39.96
	1/12/2023	4166-4167		\$ 4,743.00
	1/26/2023	4168		\$ 450.00
CAPITAL	1/12/2023	2256-2258		\$ 68,451.44
	1/26/2023	2259		\$ 10,228.00
T&A	1/12/2023	15914		\$ 280.00
	1/19/2023	15922		\$ 500.00

TOTAL # CHECKS AUDITED 84

TOTAL \$ AMOUNT PAID \$ 1,130,334.74


 CLAIMS AUDITOR SIGNATURE 

2/3/2023
 DATE

**ELMIRA HEIGHTS SCHOOL DISTRICT
CLAIMS AUDITOR REPORT
FOR THE MONTH OF JANUARY 2023**

*THE FOLLOWING CLAIMS WERE NOT IN COMPLIANCE DUE TO THE DISCOVERED CONDITIONS LISTED:

DISCOVERED CONDITION	CHECK #	VENDOR	AMOUNT	CLAIMS AUDITOR REQUESTED CORRECTION	CORRECTIVE ACTION TAKEN	COMMENTS
REMIT NAME OR ADDRESS INCORRECT	28149	HARD HIT PRODUCTIONS	2,400.00	NONE	NONE	A/P TO HANDWRITE ENVELOPE.

TOTAL CHECKS W/ DC 1

PERCENT TO TOTAL CHECKS 1.19%