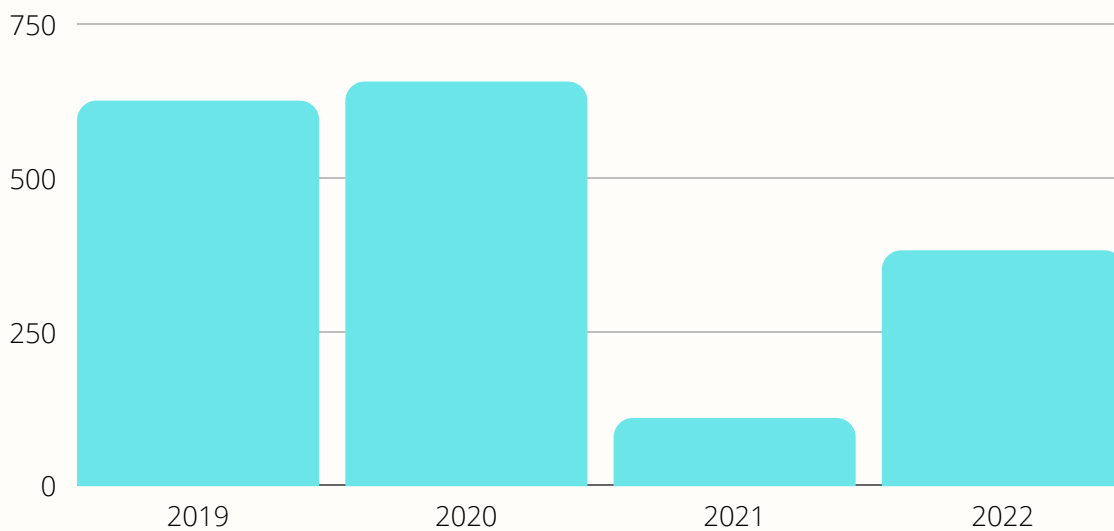


TAE Library Annual Report 2022

Circulation



Library Attendance Approx.

30 Students Per day
*Does not include
assigned classes or
study halls or WIN

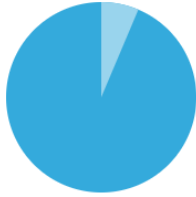


INVENTORY

Physical vs. digital resources

94%
Print

AVG. AGE: 1998



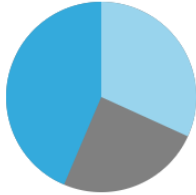
6%
Digital

AVG. AGE: 2010

Literary vs. informational texts

44%
Fiction

AVG. AGE: 2002



32%
Nonfiction

AVG. AGE: 1992

Compare recommended balance by Dewey >>

Items in Collection: 8267
Average Age: 2000
Items/Student: 25.2

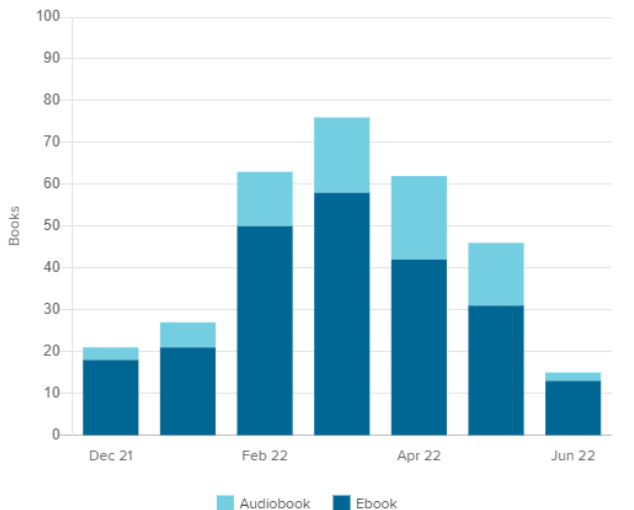
Classification	Avg. Age	#Items
General Fiction	2002	3604
Graphic Novels	2008	181
Nonfiction	1995	2628
Reference	1997	368
Biography	2000	452
Professional	2000	132
DVD	2005	82



SORA Activity

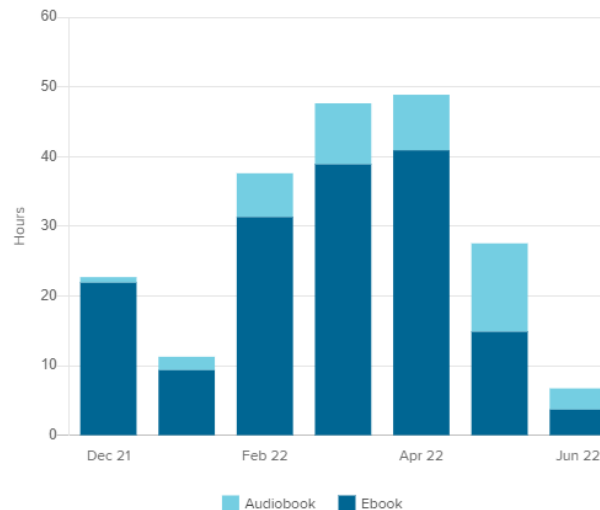
Total books opened

Total number of books 310



Total time read

Total number of hours 202.28



NOTES

Programs, Lessons and Support

- English AIS: small group and push in support 9th & 10th
- ELA 9-12 Curriculum Support
- AIR Book Selection
- Class sets from BOCES
- APEX Online Class Teacher



Committees & Prof Development

- BOCES School Library System Representative
- Technology Committee Member
- TAE BLT Member
- APEX After School Tutor
- Committee Book Study: Master the Media
- Connecting SEL to Text with K. Ginney
- Jennifer LaGarde- Developing Digital Detectives

IMPROVEMENTS

- Increased Collaboration
- Makerspace Grab&Go Activities
- Added 84 new books to the collection
- SORA promotion

FUTURE GOALS

- Aggressively weed books
- Make connections w/ new teachers
- Increase activities & updates in Library Google Classroom
- Continue to grow Makerspace
- Promote SORA